



ICS2

Release 2: Technical Preparation

The second release of the European Union's customs pre-arrival security and safety programme – **Import Control System 2 (ICS2)** – is going live on 1 March 2023. It affects all goods transported by air.


Economic Operators (EOs) will have to connect to ICS2 and submit safety and security data via an Entry Summary Declaration (ENS). To be able to do this, you need to take several steps to get your IT systems ready in time.

Who is directly affected?

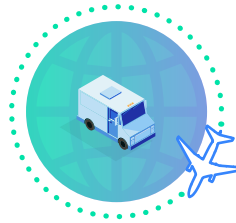
EU and non-EU:



air carriers



freight forwarders¹



express courier services



postal operators

How to start preparing?

First, you need to decide if you will file the ENS yourselves or through an IT Service Provider (ITSP). The party filing the data to ICS2 is the Sender.

Regardless of who the Sender is, the EO is considered the Declarant (or its Representative) and therefore remains legally responsible for the accuracy, completeness and timeliness of the ENS data.


What's next?

As a Sender, you must:

1. Contact the responsible National Customs Administration and provide a **plan**² for connecting to ICS2 and carrying out conformance testing.
2. Develop or update your **IT system** based on the latest ICS2 Common Functional and Technical system specifications (CFSS and CTSS).
3. Ensure you have an **Economic Operators Registration and Identification (EORI) number** from one of the EU Member States' customs authorities.
 - a. If the EO is both the Sender and the Declarant, they need only one EORI number, which can be used for both roles.
 - b. If the EO works with an ITSP as Sender, then both need an EORI number, to register a certificate and send ENS messages.
4. Get the necessary **digital certificates** from the certificate authority in the **List of Trusted Lists (LOTL)**.
5. Run the mandatory **conformance tests**.

¹ Freight forwarders and freight agents who issue house air waybills and do not want to share the relevant particulars of the ENS with the air carriers.

² If an EO is based in Switzerland or Norway, it may register its EORI number in the EU Member State of choice. However, the EO needs to submit the plan to its own country's customs administration.



There are two types of digital certificates required to connect to ICS2:

- › **One certificate to seal the message. This:**
 - › must be obtained from a customs-approved certificate authority listed in LOTL
 - › is owned by the Sender and linked to the Sender's EORI, and
 - › should be registered in the national/central Unified User Management and Digital Signatures (UUM&DS) system. This system provides you with secure authorised access to the EU customs electronic systems.
- › **A Transport Layer Security (TLS) certificate to encrypt the https connection. This:**
 - › must be obtained from a trusted commercial certificate authority
 - › will be used at the transport layer (https) for identification purposes, and
 - › doesn't need to be registered in the UUM&DS system.

What do you need to know about conformance tests?

- › **Conformance testing is mandatory.** Its purpose is to confirm that an IT system to be used for sending and receiving technical messages to and from ICS2 is ready to carry out ICS2 operations.
- › If you're already connected to ICS2, you only need to test the new business processes.
- › If you're connecting to ICS2 for the first time, you need to test all core processes.
- › Conformance testing is different depending on the roles and activities of the EOs.

How do you run conformance tests?

- › Check the procedure defined in the Conformance Test Organisation document and test design specifications for EO conformance testing scenarios and cases.
- › Send a request to the National Service Desk to create users and roles in UUM&DS in the ICS2 Conformance Environment for accessing the system.
- › **There are two options for connecting to run mandatory self-conformance tests:**
 - › In case of a system-to-system connection, set up the 2-way TLS connection, operating your Applicability Statement 4 (AS4) ICS2 access point.
 - › In case of a user-to-system connection, connect to the Shared Trader Interface – Specific Trader Portal (STI-STP).

Dates to remember



July 2022 – February 2023
Mandatory conformance testing timeframe

1 March 2023
ICS2 Release 2 goes live

- › If you have any questions or need assistance, check the documentation (specifications, error codes, training materials and FAQs) available on the **CIRCABC** document sharing platform.
- › For additional information, contact the National Service Desk of the Member State where your EORI number is registered.



STAY ON TRACK FOR ICS2

Find out more on the website: ec.europa.eu/ICS2



Publications Office
of the European Union